

1

 The NTACT logo is located at the top left of the slide, featuring a cluster of colored cubes (red, orange, green, purple, blue, pink) to the left of the text "NTACT" and "National Technical Assistance Center on Transition" below it.

Introduction & Purpose

- A database tool to track transition-related data for individual students from Grade 6 through age 21
- Tracks activities based on the *Predictors of Postschool Success*
- Tracks risk factors – EWS based on correlational research on dropout risk factors
- The tool can also record individual student's
 - Student involvement in IEP meeting
 - Specific skills training
 - Post-school outcomes
- NTACT is funded by OSEP, so our products are free!

 At the bottom of the slide, there is a decorative border of grey cubes, with a small dark grey cube containing the number "2" positioned in the center.

2



Uses for the Gradebook

- Supporting student-focused planning
- Keeping track of all activities the staff has delivered to each child
- Help identify students needing support or intervention in key areas
- Providing a summary of the Pre-ETS delivered
- Informing administrators about areas of risk and needs for additional program development



3



Some technical information

- Locally hosted web application (lives on a web server)
- Data and program reside at the school – secure
- Access is administered by local IT staff
- No web server? Can use Heroku or Amazon Web Services' servers. Heroku is easier for setting up SSL security and can auto-update
- More info at <https://transitionta.org/gradebook>



4



Overview of Inputs

- Demographics
- Grad. Plan or Individualized Learning Plan
- Role in the IEP Process
- Transition-related activities (includes Pre-ETS)
- Participation in skills training
- Risk elements
- Postschool outcomes

5



Demographics

- Student's ID number
- First name
- Last name
- Race
- Gender
- Grade / Age
- SpEd category (or leave blank)
- ELL status

6



Whether student has Graduation Plan or other Individualized Learning Plan *and* whether they have received training in:

- Self-determination/ Self-advocacy skills (Pre-ETS)
- Independent-living skills (Pre-ETS)
- Social skills (Pre-ETS)
- Travel skills



7



Participation/Role in IEP Process

- Attended IEP Meeting
- Role in IEP Meeting
 - Attended
 - Introduced
 - Reviewed progress
 - Made suggestions
 - Led most of the meeting



8



Transition-related Activities

- Participation in transition-related activities:
 - Career Awareness Activities (e.g., job shadow)
 - Work Experience Activities (e.g., internship)
 - Inclusion (e.g., gen ed. core course, club)
 - Student Supports (e.g., mentor, tutors, etc.)
 - Collaborative Activities (e.g., family at IEP, referrals out)
- [Full list of activities](#)

9



Risk Elements

- Percentage of school time absent (excused or unexcused)
- Number of behavior marks / office referrals this year
- Suspended this year
- GPA
- Failing English / ELA class
- Failing math class
- Failing other course(s)
- Off-track for grade level
- Retained one or more years
- Number of schools attended K – present
- Participated in at least one extracurricular activity

10



Postschool Outcomes – one year out

- Student is engaged in
 - Postsecondary Education
 - Competitive Employment
 - Both
 - Other



11

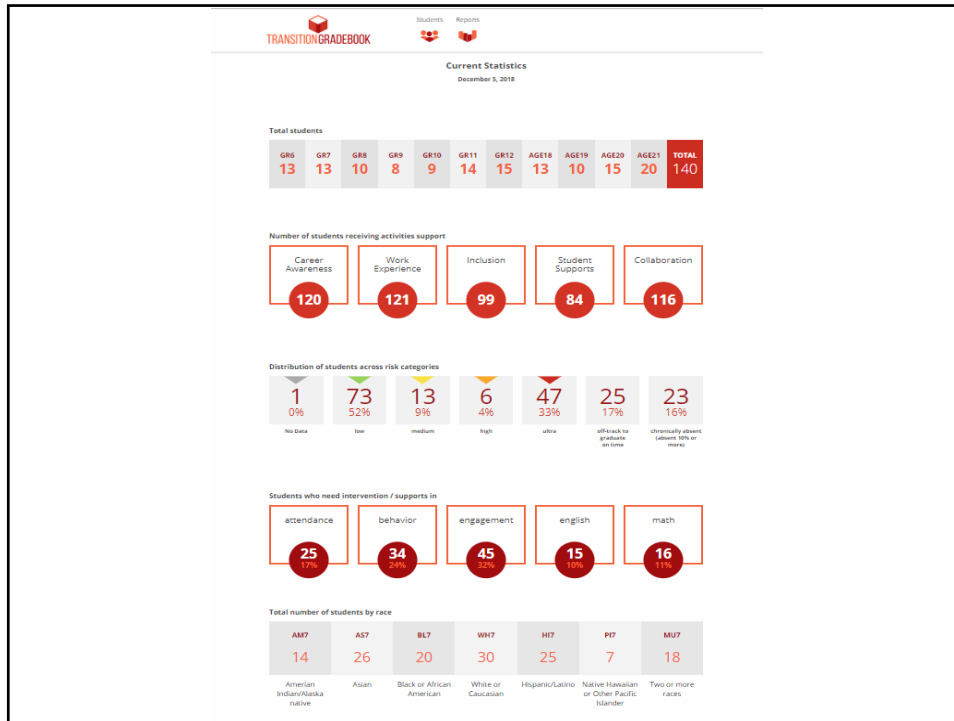


Overview of Outputs

- ***Dashboard*** (opening screen) provides an interactive summary of all data in database
- ***Student-level reports***
 - *One time period*
 - *Multiple time periods*
- ***Summary reports***
 - *One time period*
 - *Multiple time periods*
 - *Number of Student*
 - *Crosstab reports*



12



13

NTACT
National Technical Assistance Center on Transition

Single student reports

- Single student overall report – demographics, risk level, activities, risk factors, student skills
– All students option of single student report – prints the above for every child (many pages!)
- Single student risk report – one pager with only the demographics and risk/intervention info
- Single student’s activities over multiple periods
- Single student’s risk level, risk factors and intervention needs over multiple periods

14

Single student report – Activities list



Student Report: Maggie Wiza | School Name | School Year 2017-2018, T2

ID id-15 NAME Maggie Wiza GENDER F RACE AM7 GRADE/AGE age 21 ELL No

CATEGORY MD SLD TBI Attended IEP Meeting: No Career Development/Graduation Plan: No

ACTIVITIES (13 TOTAL EVENTS)

5 Career Awareness Activities	# Events	Frequency	Notes
Career Mentor (CW, SS)	2	Annually	Occaecati tempore eum accusamus maxime quae architecto et non. Sunt consequat...
Career Mentor (CW, SS)	3	2 to 4 times per week	Sunt consequatur recusandae facere dignissimos ut pariat. Voluptas non numq...
1 Paid Work Activities			
Job Search Support (CW, PW)	1	Daily	Veniam quia ut rem animi est deserunt dolores qui. Et soluta et. Unde dolore...
0 Inclusion Activities			
2 Student Support Activities			
Integrated Community Activities (I)	2	One time	Impedit quam quam molestias nisi. Reiciendis vel modi. Veniam blanditit odit...
5 Collaboration Activities			
Family Linked to External Supports (FI)	3	Quarterly	Vel id est voluptatem delectus doloribus totam. Consequuntur laudantium et.
Family Reviewed/ Provided Transition Assessment Data (FI)	1	2 to 4 times per week	Assumenda excepturi maxime facere. Aut deserunt labore ea. Suscipit aut volup...
Intradisciplinary planning (IAC)	1	Annually	Quisquam voluptatibus eaque. Nihil ut sequi et suscipit velit doloribus magni...

15

Single student report – Risk factors page

RISK FACTORS		low	0%	Percentage of time absent	0	Number of behavior marks / office referrals this year
No	Suspended this year?		4	GPA	No	Failing English / LEA class?
No	Failing math class?		No	Failing other course(s)?	Yes	On-track for grade level?
No	Retained one or more years?		1	Number of schools attended K-present	Yes	Participated in at least one extracurricular activity?

STUDENT SKILLS

Self-determination Skills Independent-living Skills Travel Skills Social Skills

16

Single student – Activities over time

Name	ID number	Gender	Grade/Age	ELL	Disability category
Johanna Selzer	123456789	F	8th	No	None

	2015-15 S1	2015-16 S2	2016-17 S1	2016-17 S2	2017-18 S1
CAREER AWARENESS ACTIVITIES	6	6	3	0	0
Career Transition Fair (CW)	1				
Career Exploration Online (CW)	1	1			
Career Interest Inventory (CW)					
Career Aptitude Assessment (CW)	1				
Career Awareness Unit in Course (CW, CTE)		1			
Industry Tour (CW, CTE)	2		2		
Job Shadowing (CW)		1	1		
Career Mentor (CW, SS)					
Mock Interviews (CW, PW)		2			
Job Search Support (CW, PW)		1			
Resume Writing (CW, PW)	1				

17



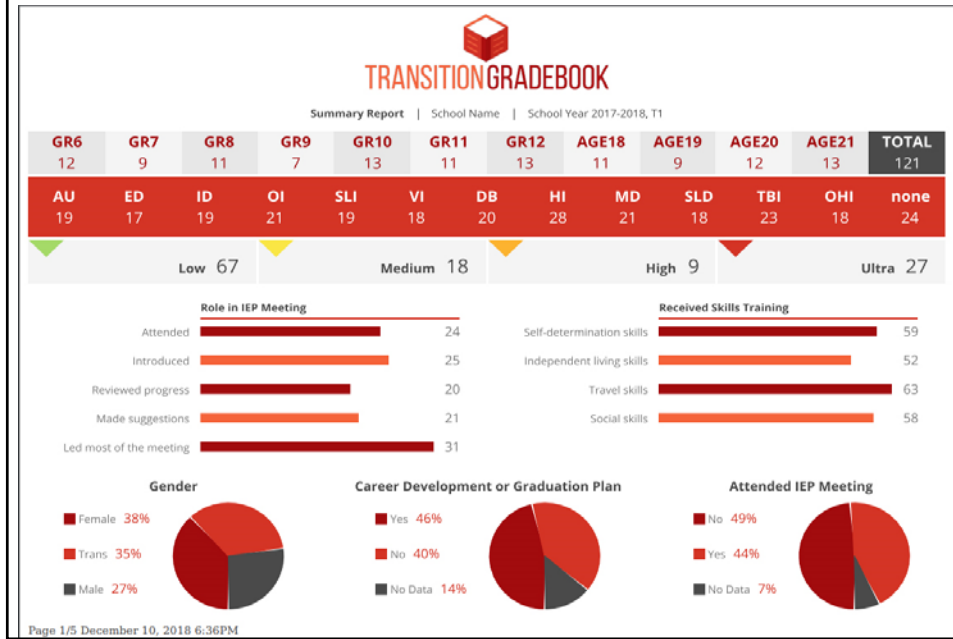
All-student summary reports (Every child in the database)

- Summary report: all kids for one time period
- Risk roster for one time period, one child per line
- Risk summary report for multiple time periods
- Number of students reports
 - The number of students in a particular category
 - Crosstab reports that compare data from two categories



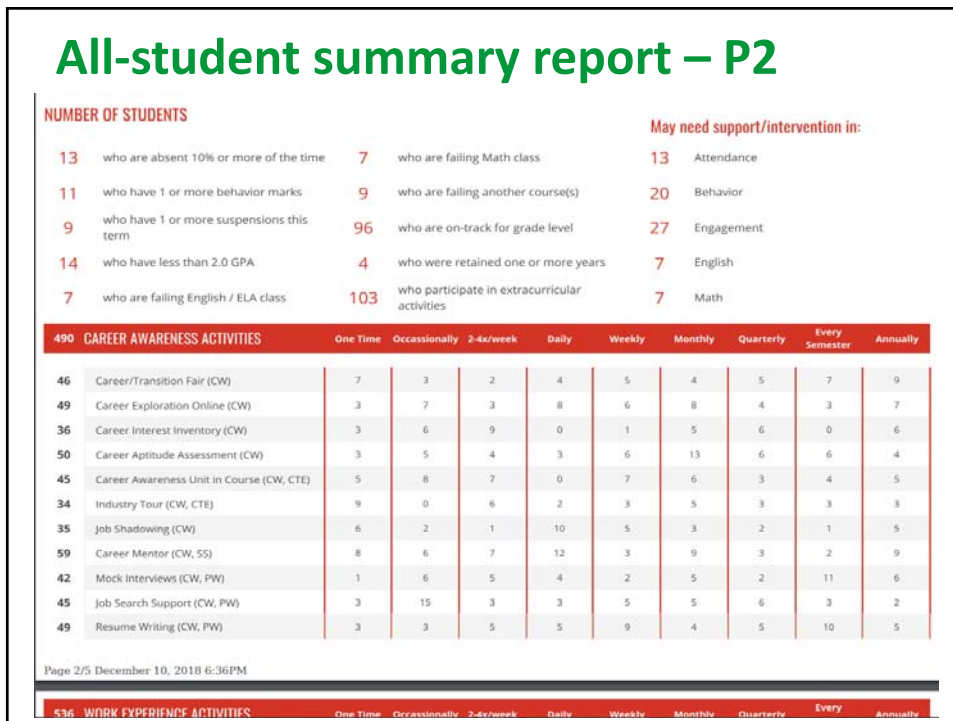
18

All-student summary report – P1




19

All-student summary report – P2



20

Risk roster report



TRANSITION GRADEBOOK


Risk Roster Report | School Name | School Year 2017-2018, T3

ID/NAME	GENDER	RACE	GRADE/AGE	CATEGORY	ELL	ATTENDANCE	BEHAVIOR	ENGAGEMENT	ENGLISH/ELA	MATH
id-70 (low) Clifford Abernathy	F	AS7	11	SLI/DB	Yes					
id-12 (low) Liliane Attenborough	F	MU7	age 21	ID	No					
id-128 (low) Berenice Balistreri	T	MU7	8	DB/AU/TBI	Yes					
id-52 (ultra) Elmore Bashirian	M	AS7	12	TBI/OHI	No			✘	✘	
id-23 (ultra) Shayna Bashirian	M	BL7	age 19		No		✘			
id-76 (low) Kristina Beahan	M	HI7	8	ID	No					
id-144 (low) Shaina Bechtelar	M	AS7	8		Yes					
id-85 (ultra) Ezra Beler	M	AS7	9	OHI/TBI/SLD	No		✘			
id-10 (ultra) Clifton Bode	T	BL7	7	OI/HI/OHI/ED	Yes	✘	✘	✘		
id-48 (low) Kristofer Brakus	F	HI7	age 19	OHI/ID/OI	Yes					

Page 1/11 February 28, 2019 4:23PM

21

Risk summary across multiple periods

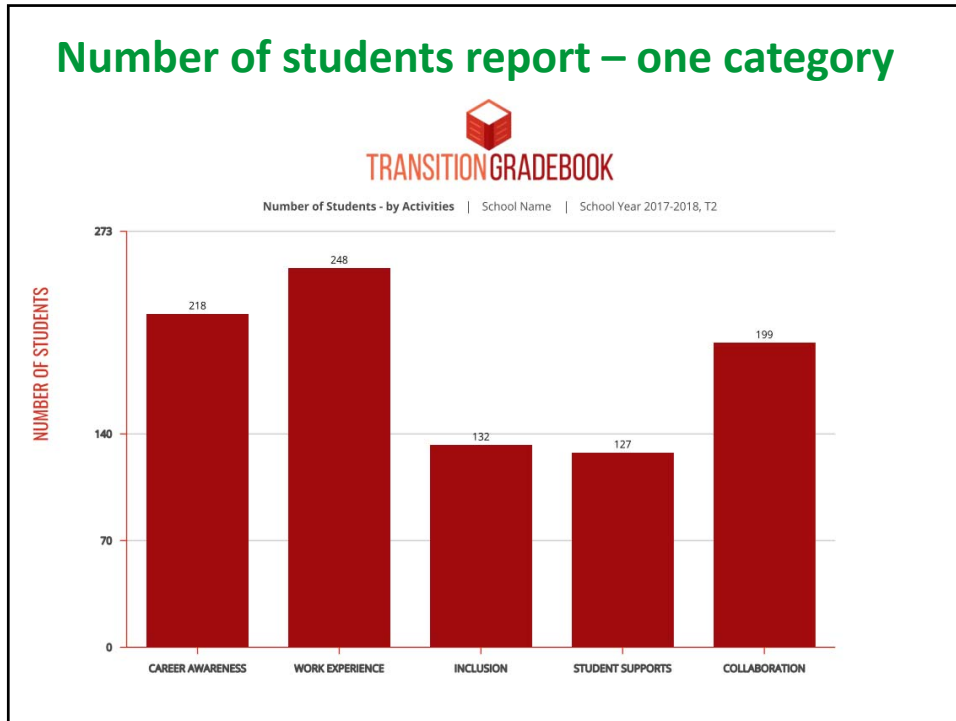


TRANSITION GRADEBOOK

Risk Summary Report | School Name | 2016-2017, S1 to 2017-2018, T2

RISK FACTORS	2016-2017 S1	2016-2017 S2	2017-2018 T1	2017-2018 T2
No Data	0	0	0	0
Low	52	49	83	82
Medium	4	12	11	11
High	1	3	2	0
Ultra	29	22	25	28
AREAS WHERE STUDENTS MIGHT NEED SUPPORT OR INTERVENTION				
Attendance	11	15	13	19
Behavior	22	19	20	17
Engagement	22	31	27	29
English / ELA	10	10	7	8
Mathematics	7	8	7	9

22



23

Number of students report: Setting up a Crosstab report

TRANSITION GRADEBOOK | Students | Reports | Welcome Matthew

TOTAL NUMBER OF STUDENTS

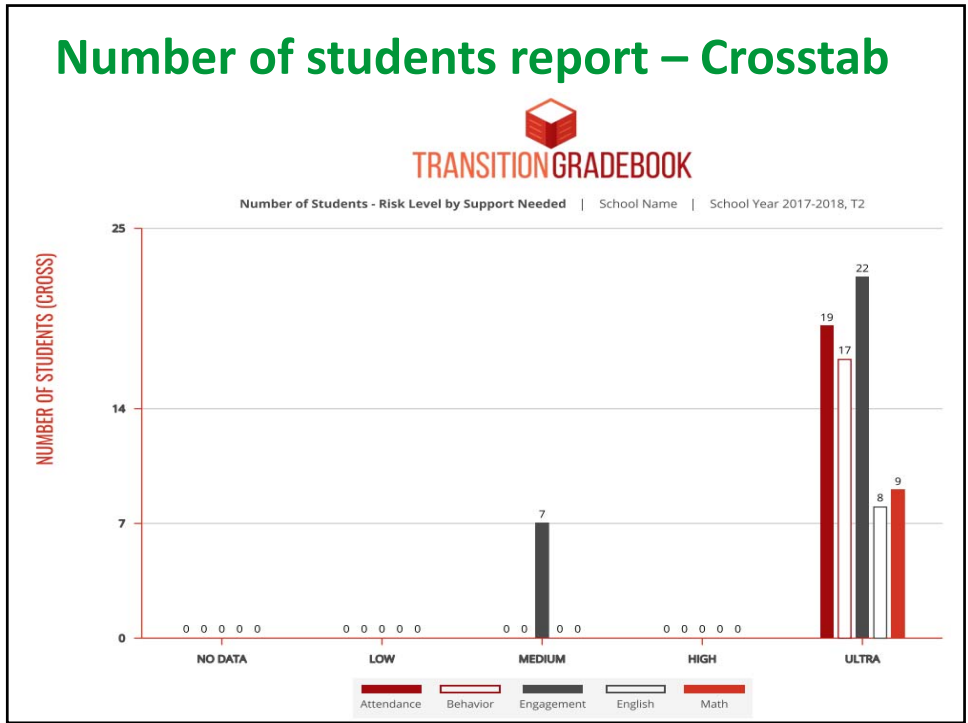
Standard Longitudinal (one data category)

School Year: 2017-2018 | Trimester: Trimester 2

Primary Data Category: Risk Level | Secondary Data Category (not required): Support Needed

RUN

24



25

NTACT
National Technical Assistance Center on Transition

Questions?

Matthew Klare, Ph.D.
NTACT
University of North Carolina Charlotte
Cato College of Education
gradebook@uncc.edu

Get the Transition Gradebook!

<https://transitionta.org/gradebook>

26